

DOOCOOPS

ENGINEERING

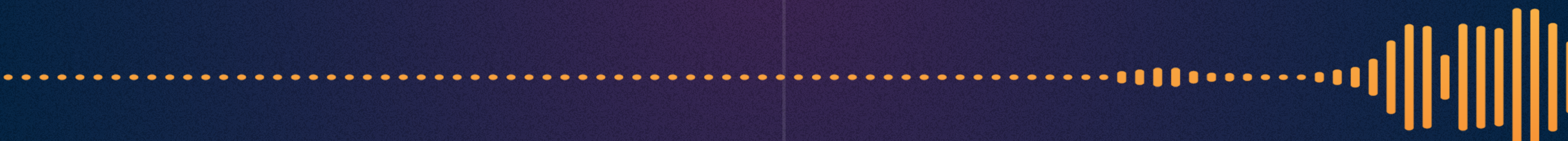
great DOCS

@LABFOO

API THE DOCS AMSTERDAM

4TH DECEMBER 2017

WHAT IS DOCCOOPS



@JAREDMORGS - WTD PODCAST #4

nexmo

Connected Code

Everything you need to build connected applications with Nexmo

Send and receive
SMS

- Overview
- Guides
- Building Blocks
- Tutorials

API Reference

Programmable
Voice

- Overview
- Guides
- Building Blocks
- Tutorials

API Reference | NCCO Reference

User Authentication
Verify

- Overview
- Guides
- Building Blocks
- Tutorials

API Reference

User Identity
Number insight

- Overview
- Guides
- Building Blocks
- Tutorials

API Reference

Management
Account

- Overview
- Guides
- Building Blocks


API Reference

Developer API
[Account](#) | [Messages](#) | [Numbers](#) | [Pricing](#)

Global APIs
[Application](#) | [Conversion](#)



+




@LABFOO
TECHNICAL LEAD

@TOMMORRIS
TECHNICAL WRITER




AARON - SAM - AMANDA - ALEX - BIBI - LEGGETTER - OLIA - MICHAEL - CHRIS - MARK - ERIC


DEVREL TEAM



ENGINEERS



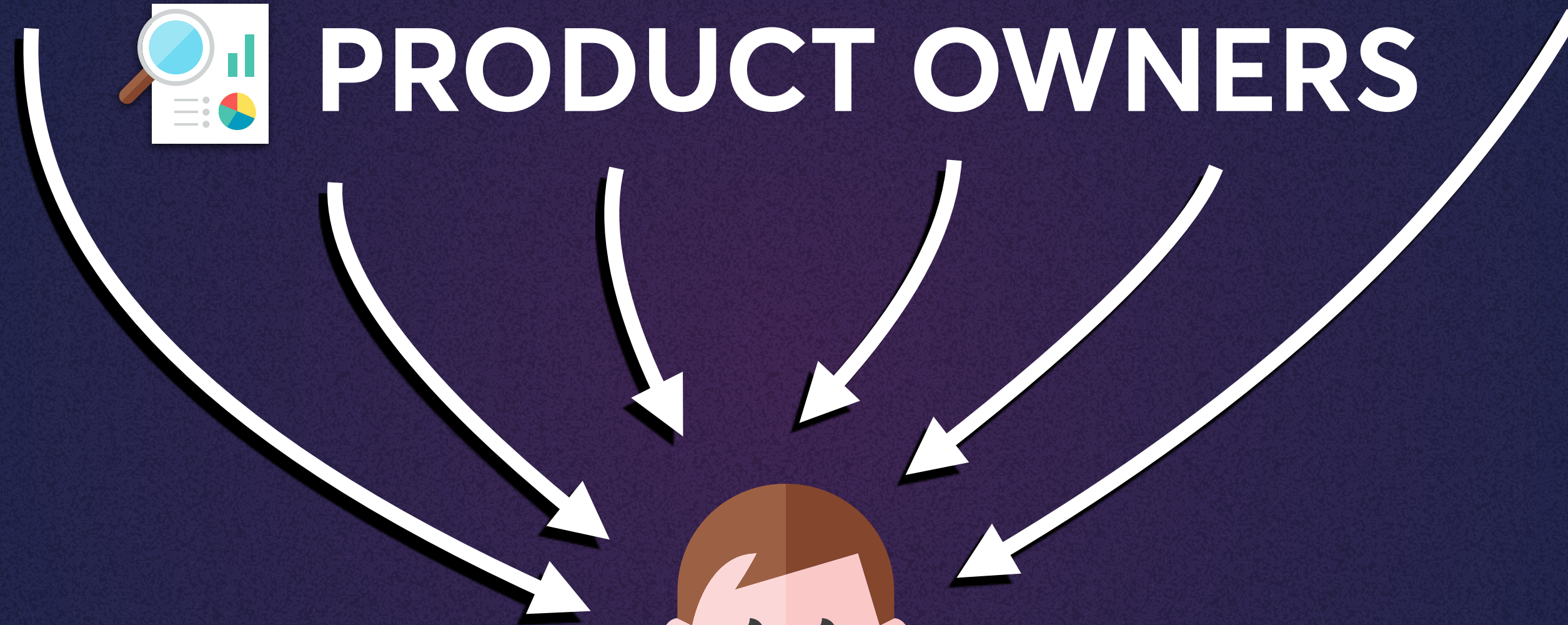
**PRODUCT
OWNER**



**TECHNICAL
WRITER**



PRODUCT OWNERS



TECHNICAL WRITER



**THINK LIKE AN
ENGINEER**



ENGINEER



**PRODUCT
OWNER**



**TECHNICAL
WRITER**



CUSTOMERS



SUPPORT



YOU?




Open Source



Tooling




Contribution Guides



Automation



Docs like Code



OPEN SOURCE





This repository

Search

Pull requests

Issues

Marketplace

Explore



Nexmo / nexmo-developer

Unwatch 13

Unstar 12

Fork 18

Code

Issues 89

Pull requests 16

Projects 4

Wiki

Insights

Settings

Pulse

Contributors

Community

Traffic

Commits

Code frequency

Dependency graph

Network

Forks

Community profile

Here's how this project compares to [recommended community standards](#).

Checklist

✓ Description

✓ README

✓ Code of conduct

✓ Contributing

✓ License

✓ Issue template and pull request template

70 **COMMMITS**

1,567 **CHANGES**

22 **CONTRIBUTORS**

3rd December 2017 - Non-core team contributors



+



+



POWERFUL TOOLS




HEXO



Kirby CMS



MIDDLEMAN




+



YES



Join the Nexmo Community Slack

I'm not a robot  reCAPTCHA
[Privacy](#) - [Terms](#)

Join

Already a member?

[Go to Nexmo Community on Slack](#)



You got it, dude.

Was this documentation helpful?

[Improve this page](#)



Email (optional)

How could we improve it? (optional)

Send Feedback

Feedback Stats

513

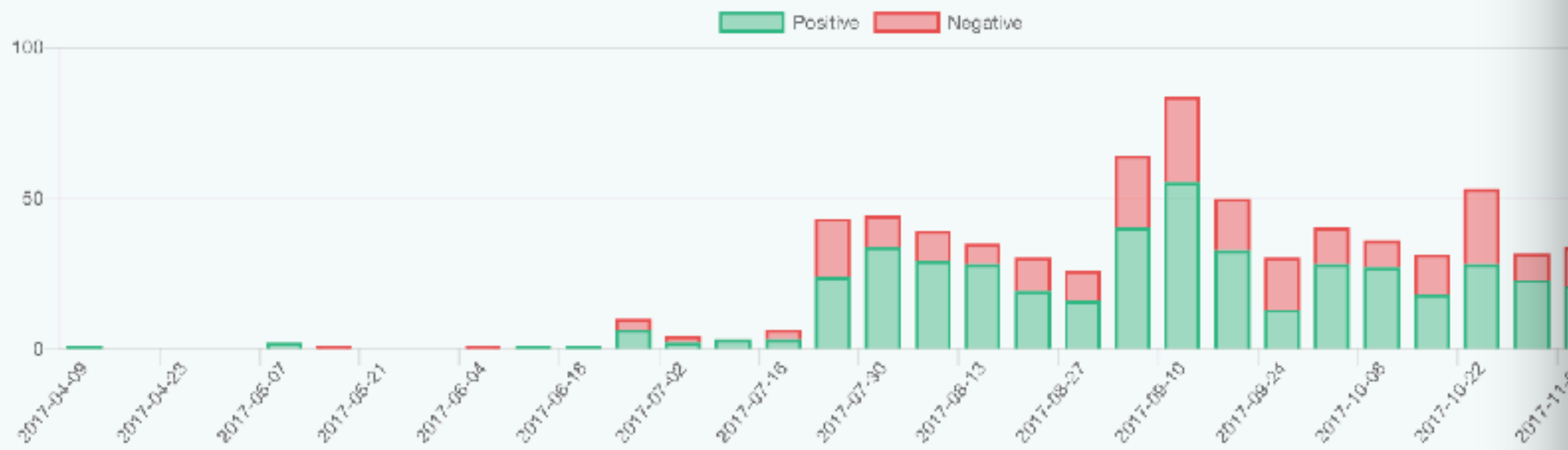
Positive Feedbacks

302

Negative Feedbacks

62.9%

Percent Positive



Worst Performing Content

Page	Negative	Positive	Score
/api/developer/account	5	2	28.6

Best Performing Content

Page	Negative	Positive	Score
/tutorials/call-tracking	8	74	90.2

Nexmo Adam Butler

All Unreads
New Threads

Channels

documentation-feedbot

#documentation-feedbot



10 | 0 | Add a topic

Today

- URL
<https://developer.nexmo.com/api/verify>
- Nexmo Developer Admin Link
<https://developer.nexmo.com/admin/feedbacks/d33dd180-066f-4ffa-819d-3c19665ab9ca>
- feedbot APP 12:07 PM
New Negative feedback
- URL
<https://developer.nexmo.com/tutorials/two-way-sms-for-customer-engagement>
- Nexmo Developer Admin Link
<https://developer.nexmo.com/admin/feedbacks/82526887-9a5b-4192-8c11-feb60610c394>
- new messages
- feedbot APP 5:38 PM
New Positive feedback
- URL
<https://developer.nexmo.com/documentation>
- Nexmo Developer Admin Link
<https://developer.nexmo.com/admin/feedbacks/b850efdc-9f42-49ae-b70f-673f1f5e5dd4>

+ Message #documentation-feedbot





INTERNATIONALISATION

WARNING
KEEPING WORK OFF THE
INTERNET



#WORKAHOLICS



Concepts

Messaging

SMS

[Overview](#)
[Guides](#)
[Global messaging](#)
[SMPP access](#)

Building Blocks

[Send an SMS](#)
[Receiving an SMS](#)
[Receive a Delivery Receipt](#)
[Tutorials](#)
[API Reference](#)
[US Short Codes](#)
[SNS](#)
[Conversion API](#)
[Voice](#)
[Verify](#)
[Number Insight](#)
[Account](#)

Sending an SMS

Sending an SMS message with Nexmo is easy. Simply sign up for an account and replace the following variables in the example below:


Key	Description
<code>TO_NUMBER</code>	The number you are sending the SMS to in E.164 format. For example <code>447700900000</code> .
<code>NEXMO_API_KEY</code>	You can find this in your account overview
<code>NEXMO_API_SECRET</code>	You can find this in your account overview

[cURL](#)
[Node](#)
[Java](#)
[PHP](#)
[Python](#)
[Ruby](#)

```
curl -X "POST" "https://rest.nexmo.com/sms/json" \
  -d "from=Acme Inc" \
  -d "text=A text message sent using the Nexmo SMS API" \
  -d "to=TO_NUMBER" \
  -d "api_key=NEXMO_API_KEY" \
  -d "api_secret=NEXMO_API_SECRET"
```



**DATABASE
AUTHENTICATION
SESSION
USER INPUT
WORKERS**
















+



+



INTUITIVE TOOLS

- ▼  `_documentation`
 - ▼  `sms`
 -  `overview.md`
 - ▼  `guides`
 -  `encoding.md`
 -  `custom-sender-id.md`
 - ▼  `building-blocks`
 -  `send-an-sms.md`
 -  `receiving-an-sms.md`
 - >  `verify`
 - >  `voice`



MARKDOWN


+ SOME EXTRA SPECIAL  MAGIC!



EASY



POPULAR



READABLE



POWERFUL

GitHub Flavored Markdown

GitHub.com uses its own version of the Markdown syntax that provides an additional set of useful features, many of which make it easier to work with content on GitHub.com.

Note that some features of GitHub Flavored Markdown are only available in the descriptions and comments of Issues and Pull Requests. These include @mentions as well as references to SHA-1 hashes, Issues, and Pull Requests. Task Lists are also available in Gist comments and in Gist Markdown files.

Syntax highlighting

Here's an example of how you can use syntax highlighting with [GitHub Flavored Markdown](#):

```
```javascript
function fancyAlert(arg) {
 if(arg) {
 $.facebox({div:'#foo'})
 }
}
```
```

Task Lists

```
- [x] @mentions, #refs, [links](), formatting, and <del>tags</del> supported
- [x] list syntax required (any unordered or ordered list supported)
- [x] this is a complete item
- [ ] this is an incomplete item
```

If you include a task list in the first comment of an Issue, you will get a handy progress indicator in your issue list. It also works in Pull Requests!

Extending Markdown *with* Middleware

Overview

Writing semantic copy is intuitive, with support for adding [links](https://example.com) and formatting, for example *italic* & **bold**.

```
```javascript
const addingCode = () => console.log('is easy!')
```
```

Limitations


| Feature | Natively Supported? | Supported by GFM? |
|---------------------|---------------------|-------------------|
| Lists | Yes | Yes |
| Tables | No | Yes |
| Syntax highlighting | No | Yes |
| Sequence diagrams | No | No |
| Tabbed content | No | No |

Solution

- [x] 🔧 Extend Markdown
- [x] 🙌 Retain intuitiveness



PIPELINE



FILTER #1

FRONTMATTER

 overview.md

 frontmatter_filter.rb

```
----  
title: Overview  
menu_weight: 1  
----
```

```
# Overview
```

```
With low latency and high deliverability, our SMS API is the most reliable way to reach users around the globe.
```

- * Programmatically send and receive high volume of SMS anywhere in the world
- * Build apps that scale with the web technologies that you are already using
- * Send SMS with low latency and high delivery rates
- * Receive SMS for free and tap into the world's largest inventory of SMS-enabled numbers in real time.
- * Only pay for what you use, nothing more.

```
## Contents
```

```
In this document you can learn about:
```

- * [\[Nexmo SMS API Concepts\]\(#concepts\)](#)
- * [\[How to Get Started with the SMS API\]\(#getting-started\)](#)

FILTER #1

FRONTMATTER

M↓ overview.md

🔻 frontmatter_filter.rb

```
----  
title: Overview  
menu_weight: 1  
----
```

Overview

With the `title` and `menu_weight` attributes, you can set the menu weight and the title of the page.

- Programmatically set the menu weight of the page in the code
- Set the menu weight with the `menu_weight` attribute in the code
- Set the menu weight with the `menu_weight` attribute in the code
- Set the menu weight with the `menu_weight` attribute in the code
- Set the menu weight with the `menu_weight` attribute in the code
- Set the menu weight with the `menu_weight` attribute in the code

Example

In this document you can learn about:

- [How to set the menu weight](#)
- [How to set the title](#)

FILTER #1

FRONTMATTER

overview.md

frontmatter_filter.rb

```
class FrontmatterFilter < Banzai::Filter
  def call(input)
    # Remove frontmatter from the input
    input.gsub(/^(\---.+?\---)/mo, '')
  end
end
```

FILTER #17

TOOLTIPS

styleguide.md

```
**Tooltips (custom plugin)**
```

```
Find out ^[more] (Tooltips are useful for when you have more information to convey, but don't want to break context.).
```

tooltip_filter.rb

```
class TooltipFilter < Banzai::Filter
  def call(input)
    input.gsub(/^\s*([a-zA-Z0-9\s\-\_]+)\s*((.+?)\s)/) do
      <<~HEREDOC
      <span class="tooltip" data-text="#{$2}" tabindex="0">#{$1}</span>
      HEREDOC
    end
  end
end
```


FILTER #17

TOOLTIPS

Tooltips (custom plugin)

Find out [more](#) .

Images



FILTER #9

TABBED CONTENT

M↓ overview.md

M↓ alpha.md

M↓ bravo.md

M↓ charlie.md

tabbed_content_filter.rb

```
## Tabbed Content (custom plugin)
```

```
codefence → ```tabbed_content ← plugin name
```

```
YAML → source: '/_examples/styleguide/tabbed-content'
```

```
```
```

# FILTER #9

# TABBED CONTENT

 overview.md

 alpha.md

 bravo.md

 charlie.md

 tabbed\_content\_filter.rb

```
1 ----
2 title: Alpha
3 menu_weight: 1
4 ----
5 -
6 Tabbed examples are their own files.
7 -
8 They support the full Markdown syntax.
9 -
10 You can find this file in
 • `/_examples/styleguide/tabbed-examples/alpha.md`
```

```
1 ----
2 title: Bravo
3 menu_weight: 2
4 ----
5 -
6 Here is another one with some code:
7 -
8 ```json
9 {
10 "text": "Hello world"
11 }
12 ```
13 -
14 You can find this file in
 • `/_examples/styleguide/tabbed-examples/bravo.md`
```

```
1 ----
2 title: Charlie
3 menu_weight: 3
4 ----
5 -
6 They even have their own `frontmatter`. You can
 • set the `title` and `menu_weight`.
7 -
8 You can find this file in
 • `/_examples/styleguide/tabbed-examples/bravo.md`
```

# FILTER #9

# TABBED CONTENT

M↓ overview.md

M↓ alpha.md

M↓ bravo.md

M↓ charlie.md

tabbed\_content\_filter.rb

```
1 class TabbedContentFilter < Banzai::Filter
2 def call(input)
3 input.gsub(/``tabbed_content(.+?)``/m) do |_s|
4 config = YAML.safe_load($1)
5 contents_path = "#{Rails.root}/#{config['source']}"
6
7 contents = Dir["#{contents_path}/*.md"].map do |content_path|
8 source = File.read(content_path)
9 frontmatter = YAML.safe_load(source)
10 { frontmatter: frontmatter, source: source }
11 end
12
13 contents = sort_contents(contents)
14
15 build_html(contents)
16 end
17 end
18
19 private
20
21 def sort_contents(contents)
22 contents.sort_by do |content|
23 if content[:frontmatter]['language']
24 language_configuration[content[:frontmatter]['language']]['weight']
25 else
26 content[:frontmatter]['menu_weight'] || 999

```



# FILTER #9

# TABBED CONTENT

## Tabbed Content (custom plugin)

Alpha

Bravo

Charlie

Tabbed examples are their own files.

They support the full Markdown syntax.

You can find this file in `/_examples/styleguide/tabbed-examples/alpha.md`

**IMPLICIT**

**EXTENDED**

**PLUGIN**

# IMPLICIT

Heading  
External Link

+

PHPInliner, Frontmatter

I am a H1

`h1#i-am-a-h1`

This is a [link](#) to Google.

# EXTENDED

## Collapsible Content JS Sequence Diagrams Labels

+

Escaping, Tooltip, Modals,  
Columns, Manual Anchors

▶ [Click me](#)



### Labels

You can have `labels` .

They auto-magically color when you use verbs like `POST` or `DELETE`

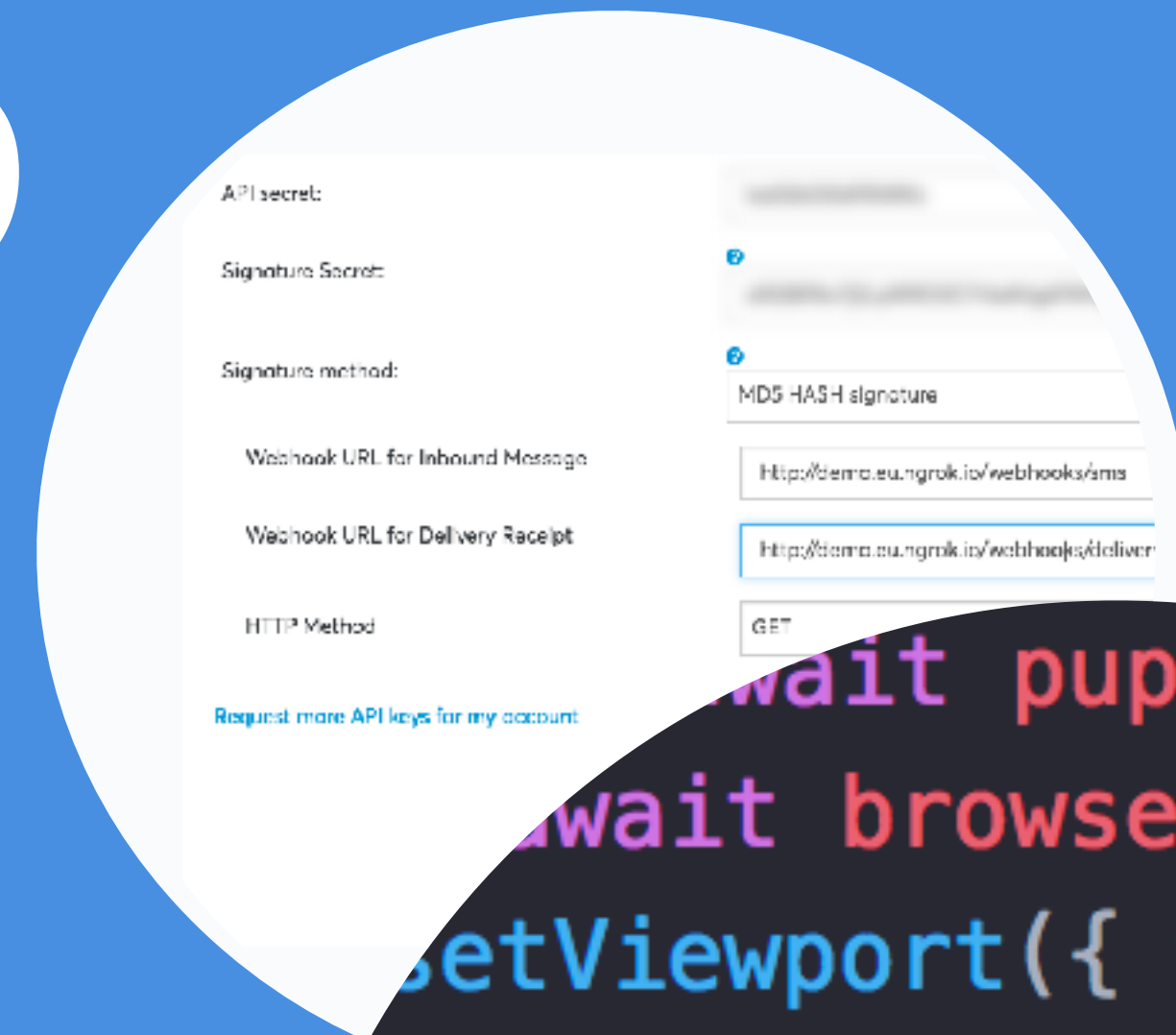


# PLUGINS

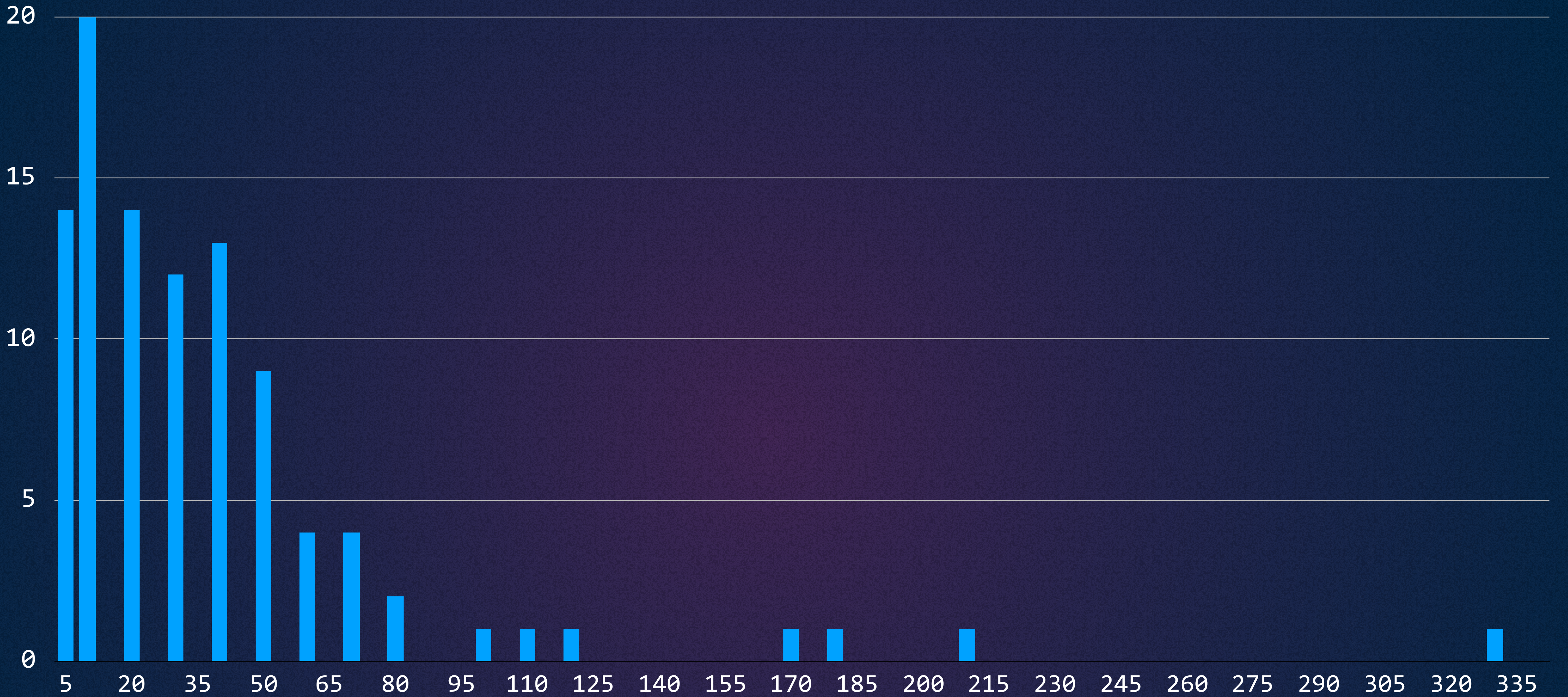
Scripted Screenshots  
Tabbed Examples

+

Tabbed Content, Partial  
External Code



```
wait puppeteer
wait browser.newPage
setViewport({ width: 800,
goto('https://dashboard.next
e.waitForSelector('input[name
e.type('input[name=username]'
e.type('input[name=password]'
.click('#btn_login')
waitForSelector('#nav-e
https://dashb
```



**BEST**

9ms

**WORST**

360ms


**AVERAGE**

40ms



# CONTRIBUTION GUIDES

BUILDING



IS

*easy*

MAINTAINING

IS

**HARD**

## Contribute

### Overview

### Guides

Styleguide

Write the docs

Code Examples

### Structure

Overview

### Guides

Overviews

Guides

Building Blocks

Tutorials

# Contribute

We're always looking at ways to improve our documentation and platform and would love to invite you to contribute your suggestions not only to the content but also the open-source platform that it is built upon.

## Styleguide

The styleguide provides examples of how to implement and use all the various components throughout Nexmo Developer from typography and headings to tabbed code examples and syntax highlighting.

## Structure

The structure section provides an overview of our documentation content types, which type to use and how our documentation content should be structured.

## Write the Docs


Documentation for documentation... how very meta. The Write the Docs guide provides guidance and templates for how Nexmo Developer should be written and structured as well as what we use in place of API credentials and other variables throughout the guides.

## Code Examples

The styleguide provides examples of how to implement and use all the various components throughout Nexmo Developer from typography and headings to tabbed code examples and syntax highlighting.

## GitHub: Nexmo Developer [↗](#)

Nexmo Developer is an open-source platform built using a mix of Ruby on Rails, HTML, JavaScript (ES7 + Webpack), Sass and a custom Markdown parser. All of the tooling and documentation is available for you to contribute to or remix for your own project.



**AUTOMATION**

**Code Examples**

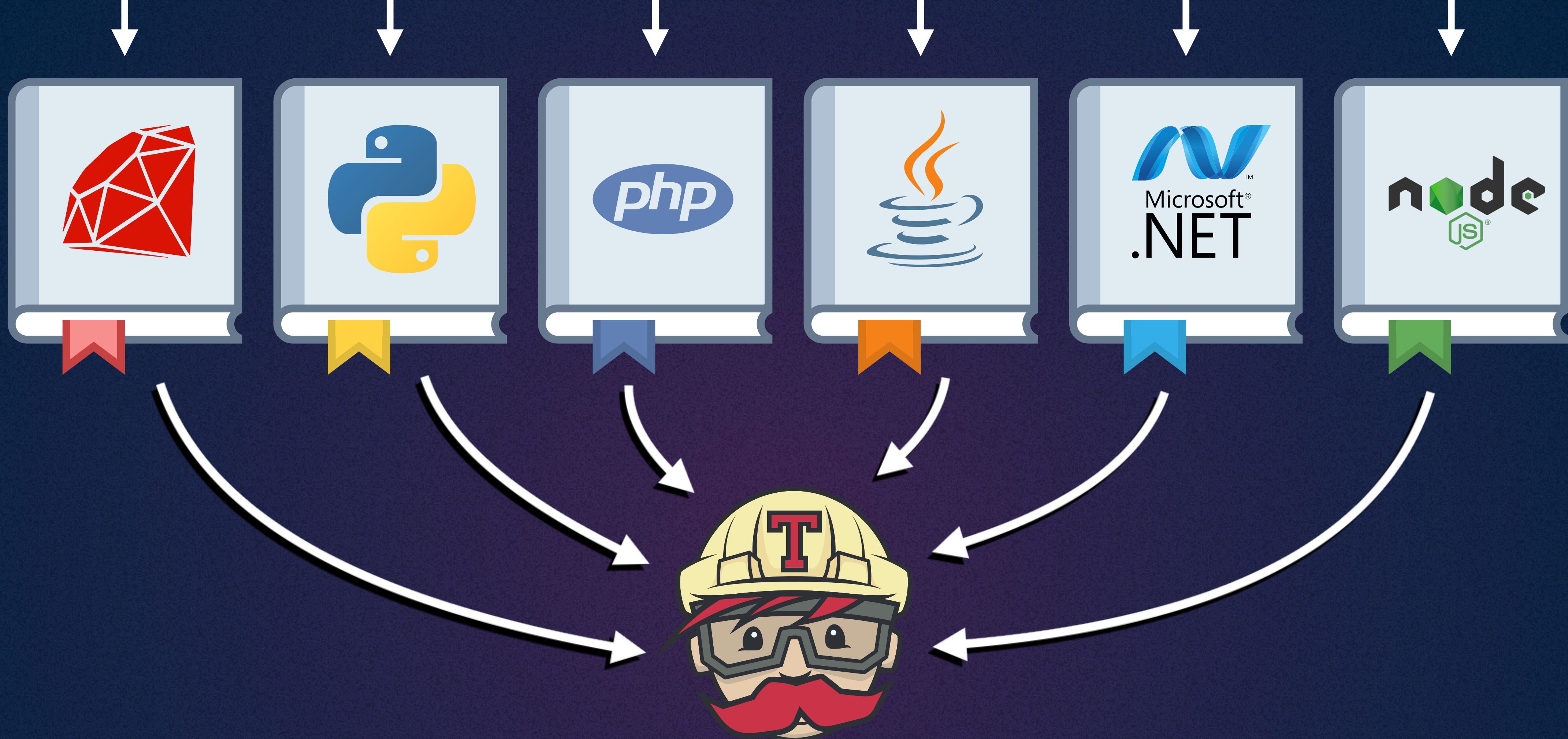
**Screenshots**

**Link Testing**

**Spelling & Grammar?**







```
rake diff:build:base
rake repos:pull
rake diff:build:compare
```

rake diff:build:compare



## Code

```
nexmo.calls.create({
 to: [{
 type: 'phone',
 number: TO_NUMBER
 }],
 from: {
 type: 'phone',
 number: NEXMO_NUMBER
 },
 answer_url: ['https://developer.nexmo.com/nbc00/techsamples/first_call_talk.json']
})
```



# [AUTOMATED] Updated code examples #479 Edit

Open adambutler wants to merge 1 commit into master from code-example-update-1510742237

Conversation 0 Commits 1 Files changed 16 +507 -90

adambutler commented 10 days ago Owner

5 changes detected

/messaging/sms/building-blocks/receive-a-delivery-receipt

```
- <pre class="highlight javascript"><code>const express
+ <pre class="highlight javascript"><code>const app
- const app =
- const port = <span class="n"
-
+ app.use(</s
- .route('
- .get(req
- .post(re
+ .route('
+ .get(hand
+ .post(han
- function handleDeliveryReceipt(</s
+ function handleDeliveryReceipt(</s
+ const params = <span class="
- response.sendStatus<span class="
+ response.status<span class="
- app.listen(
- console.log
- })
+ app.listen(
+ require 'sinatra/multi_route'
- set :port,
-
- get 'delivery-receipt' do <span class="
- puts params <span class="
- status 200 <span class="
- end
```

Reviewers ⚙️

No reviews—request one

Assignees ⚙️

No one—assign yourself

Labels ⚙️

None yet

Projects ⚙️

None yet

Milestone ⚙️

No milestone

Notifications

Unsubscribe

You're receiving notifications because you authored the thread.

1 participant





**DOCS LIKE  
CODE**

SMS API

Overview

SMS

POST Send an SMS

Errors

# SMS API

With the Nexmo SMS API you can send SMS from your account and lookup messages both messages that you've sent as well as messages sent to your virtual numbers.

[Download OpenAPI 3 Specification](#)

cURL Node.js Java PHP Python Ruby

## Install the Nexmo library

```
$ npm install --save nexmo
```

## Initialize the library

```
const Nexmo = require('nexmo')

const nexmo = new Nexmo({
 apiKey: NEXMO_API_KEY,
 apiSecret: NEXMO_API_SECRET
})
```

```
{
 "message-count": 1,
 "messages": [
 {
 "to": "447700900000",
 "message-id": "0A0000000123ABCD1",
 "status": "0",
 "remaining-balance": "3.14159265",
 "message-price": "0.03330000",
 "network": "12345"
 }
]
}
```

## SMS

The SMS object contains information about the request and details of the message information.

Key	Description
<b>message-count</b> <i>integer</i>	The amount of messages in the request
<b>messages</b> <i>array of object's</i>	
Key	Description
<b>to</b> <i>string</i>	The number the message was sent to
<b>message-id</b> <i>string</i>	The ID of the message

- SMS API
  - Overview
  - SMS
  - POST Send an SMS**
  - Errors

# SMS API

With the Nexmo SMS API you can send SMS you've sent as well as messages sent to you

[Download OpenAPI 3 Specification](#)

## SMS

The SMS object contains information about

Key
message-count
integer
messages
array
of object's
Key
to
string
message-id
string

```
sms.yml
1 openapi: "3.0.0"
2 info:
3 version: 1.0.0
4 title: SMS API
5 description: With the Nexmo SMS API you can send SMS from your account and lookup messages both messages
6 that you've sent as well as messages sent to your virtual numbers.
7 servers:
8 - url: https://rest.nexmo.com
9 paths:
10 /sms/{format}:
11 post:
12 x-group: sms
13 summary: Send an SMS
14 description: Send an outbound SMS from your Nexmo account
15 x-code-example-path: messaging.sms.send
16 parameters:
17 - name: format
18 description: The format of the response
19 in: path
20 required: true
21 schema:
22 example: json
23 type: string
24 enum:
25 - json
26 - xml
27 default: json
28 - name: api_key
29 description: Your API key
30 required: true
31 in: query
32 example: abcd1234
33 schema:
34 type: string
35 minLength: 8
36 maxLength: 8
37 - name: api_secret
38 description: Your API secret. Required unless `sig` is provided
39 required: false
40 in: query
41 example: abcdef0123456789
42 schema:
43 type: string
44 minLength: 16
45 maxLength: 16
```


# Git & GitHub

## Documenting REST

### CI / Automation

### Reviews

*Foreword by Eric Holscher*



**DOCS LIKE CODE**

Write, review, test, merge, build, deploy, repeat.

BY ANNE GENTLE




Open Source



Tooling



Contribution Guides



Automation



Docs like Code



WE ARE *hiring*

---

 TECHNICAL  
WRITER 

---

*find out more at*

---

<https://developer.nexmo.com/team>

# DOOCOOPS

## ENGINEERING

*great* DOCS

---

@LABFOO

API THE DOCS AMSTERDAM

4TH DECEMBER 2017